


WHAT LOGGERS DO




COLORING BOOK

Provided to you by:

mead




This coloring book will help you see the many things our forests provide us year after year.



Written and Illustrated by
Doug and Jeanne Domenech




Landowners hire loggers to cut the mature trees growing on their land.



A professional logger
studies the land carefully and
plans how to cut the trees.
Trees near streams are left to grow.



Trees can be cut with a chainsaw.




Trees can be cut with a machine called a feller buncher.




The limbs are removed from the tree
and left to regenerate the soil.




After they are felled, the trees are moved with a machine called a skidder.



Logs and pulpwood are loaded
on to trucks to be taken to mills.




Sometimes a special machine called a chipper, is used to chop the trees into small chips.




Pulpwood goes to
plants that make pulp
for paper and paper products.




Sawlogs go to mills to make boards for things like houses, furniture, baseball bats, skateboards and pianos.



After the logging operation, the landowner often plants new trees for his next crop.



Many times replanting is not necessary because the forest regrows from seeds and roots.



How many wood products
can you find in this picture?